

Advertisement

Disney **THINK FAST**

AVAILABLE NOW!

PlayStation 2 Wii

LEARN MORE

*PlayStation®2 available November 2008

© Disney

Disney family.com
An everyday resource for moms and dads

Favorites: [Thanksgiving Crafts](#) [Turkey Day Recipes](#) [What's Your Hostess Style?](#)

FamilyFun Minute: 1 Everyday Item, 3 Quick Crafts

FamilyFun.com

[arts + crafts](#) | [parties](#) | [recipes](#) | [games](#) | [travel](#) | [printables](#) | [christmas](#) | [video](#) | [magazine](#)

[Holiday & Seasonal](#) | [Crafts by Age](#) | [Quick & Easy](#) | [Classroom](#) | [Kids' Room](#) | [How-to Videos](#) | [Search All Crafts](#)

Book Covering Party

Summer's-gone tips from FamilyFun

print this article e-mail this article

7 of 9

Turn book covering into a party! When textbooks have been handed out but the homework hasn't yet piled up, it's prime time for a little book beautification. Set out a bunch of covering materials (see ideas below), some scissors, a pencil, a ruler, maybe some munchies and drinks, and let the kids hit the books.



1. CARGO PANTS POCKET COVER

This cover is ideal for carrying cargo such as pens and milk money. Cover the book (see directions below), then cut a pocket off an old pair of cargo pants and attach it to the cover with double-sided tape.

2. DESIGNER BAG COVER

For those kids with a favorite clothing store or designer, here's an easy, inexpensive way to give their textbooks style. Flatten a bag

IN THIS ARTICLE:

Intro
Bus-Stop Bagel Bash
Lucky Charm Family
Back-to-School Time
Capsule
Clutter-Buster
Bookshelf

RELATED LINKS:

Homemade School
Supplies: Picture
Perfect Notebook
Homemade School
Supplies: Book Covers
(Back to School Crafts)
Back-to-School

Advertisement

family.com
Holiday Gingerbread & Cookie Contest
Enter Now!

PRESENTED BY

Canon
PIXMA

Disney baby einstein

Find New
Low Prices
BABY EINSTEIN
DVDs
AT SELECT STORES

ROLLOVER to Locations Near

™ & © Baby Einstein. EINSTEIN

from the store and fold it around the book using the directions below.

TIPS: Step A (below) is the time to center the words or pictures you'd like to show. If you use a plastic bag, tape each fold in place.

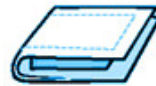
3. PEN AND PAD COVER

This cover makes jotting down homework assignments easier than kindergarten. Start with a covered book. To create the pen holder, cut a 6-inch piece of 3/4-inch-wide electrical tape. Stick a 1 1/4-inch piece of tape to the center of the 6-inch piece (sticky sides together). Next, wrap the nonsticky part around your pen and attach the sticky ends to the edge of the cover. Repeat to make the second band. Attach a Post-it note pad to the inside flap of the book cover with double-sided tape or a glue stick.

TIP: Use one half or one third of a pad if it's too bulky.

A. Fold paper in half around a closed book.


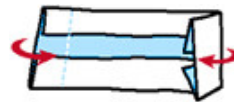
Crease the paper sharply around all edges of the book.



B. Remove the book and trim the paper--leaving a 2- to 3-inch margin around the creased rectangle.

(**TIP:** Measure and mark the margin with a ruler and a pencil before you cut.)

C. Fold in the top and bottom edges of the paper along the lengthwise crease lines. Then fold in the right and left edges of the paper along the side crease lines.

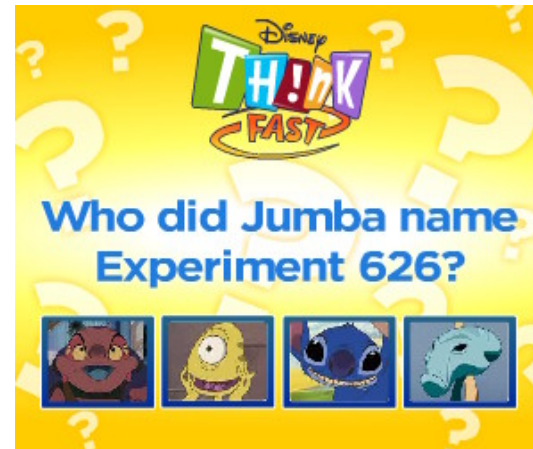


D. Slide the front cover of the book into the folded paper "sleeve" along the left edge of the paper cover. Repeat with back cover and right side.

HERE ARE SOME IDEAS FOR OTHER COOL COVER-UPS:

Old movie posters (ask at your local video store)

Fabric (use tape to hold the folds in place)



From Our Sponsors

Check Out These Delicious Quick & Easy Recipes

[20-Minute Meals](#)

[Tasty Pasta Dinners](#)

[Microwaveable Meals](#)

Easy Birthday Party Planner

[Unique Cake Designs](#)

[Theme Party Ideas Galore](#)

[The Perfect Gift Ideas](#)

Fun Games for the Whole Family!

[Popular Online Arcade Games](#)

[Birthday Party Games](#)

[Games for Wii](#)

Free Coupons! Just Click and Print - It's That Easy.

[Grocery Coupons](#)

[Restaurant Coupons](#)

[Healthy and Beauty Coupons](#)

Disney Family Community

[Create a Fun Sticker](#)

Old road map

[Join a Group](#)

[Decorate Your Profile!](#)

Wrapping paper

Newspaper comics

Brown or colored paper

Con-Tact paper (do not remove adhesive backing; this will damage the book)

Heavy Tinfoil



10 ISSUES FOR ONLY \$10

Send me one year (10 issues) of FamilyFun for just \$10.00 -- that's a savings of 74% off the regular cover price. If I don't like FamilyFun, I'll return the bill marked "cancel" and keep the first



Subscribe!

Advertisement

BANSHEE WANTS MINIS. HELP HIM CATCH THEM AS FAST AS YOU CAN!

ROLL OVER TO PLAY

© 2008 Mattel, Inc. All Rights Reserved



Food

- Quick and Easy Dinner
- Cooking for Kids
- Healthy Eating
- Desserts

Parenting

- Pregnancy
- Babies
- Toddlers
- Preschoolers
- Pre-Teens and Teens

Travel

- Best Vacations
- Great Deals
- Helpful Tips
- Recent Reviews
- Travel Wishlist

Entertainment

- Movies
- TV, Books & Music
- Celebrity Moms
- Games for Families
- Crafts & Activities

Coupons

- Groceries
- Health & Beauty
- Online Coupons
- Restaurants
- Free Shipping

Community

- Moms & Dads
- Groups
- Stickers
- Widgets

More Sites from Disney Family

FamilyFun.com

Crafts
Parties
Recipes
Fun Games
Printables

Wonder time

Child Development
Food & Home
Activities
Stuff We Love
Video

iParenting

Birth Stories
Safety Recalls
Birth Plan Maker
Pregnancy Week-by-Week
Ovulation Calculator

Celebrity Parents

TV Stars
Movie Stars
Musicians
Models
Sports Stars

IncredibleBabyNames.com

Celebrity Names
Research Names
Names by State
Popular Names
How-To Articles

Christmas Birthday Cakes Family Vacations How to Videos
Guest Services | Newsletters / Register | Help | FamilyFun Shop | RSS Feeds | Site Map | UK Family
Privacy Policy/Your California Privacy Rights | Terms of Use | Internet Safety
© Disney. All rights reserved | FamilyFun.com